

GOVERNMENT OF EBONYI STATE OF NIGERIA

2/6

MINISTRY OF FINANCE AND ECONOMIC DEVELOPMENT

EBS/MFED/S.187/III/23



Our Ref:.....

Your Ref:.....

Office of the Hon. Commissioner
Ministry of Finance & Econ. Dev.
No. 1 Town Planning Road, Abakaliki
E-mail:

31st January, 2019.

The Director General

Debt Management Office (DMO)
NDIC Building (1st floor)
Plot 447/448, Constitution Ave
Central Business District
Garki, Abuja.

Dear Sir,

SUBMISSION OF 2ND TO 4TH QUARTER 2018 DOMESTIC DEBT DATA OF EBONYI STATE UNDER SFTAS FORMAT.


Please refer to the above subject


- 2) You will find herein attached in duplicate copies, our submission for the period stated above. This report is based on the new state Fiscal Transparency, Accountability and Sustainability programme for results (SFTAS P for R). We had earlier sent the excel copy on line to you for review. Please feel free to seek clarifications on any aspect of the submission
- 3) Kindly accept as usual the assurances of my highest consideration.

Deacon Obinna Nwachukwu Ph.D.
Hon. Commissioner.

217

DOMESTIC DEBT DATA COLLECTION FOR STATES' DEBT MANAGEMENT DEPARTMENTS (DMDs)												
EBONYI STATE DOMESTIC DEBTS DATA AS AT 31/12/2018												
(IN MILLIONS OF NAIRA)												
2ND QUARTER (APRIL - JUNE) 2018												
3RD QUARTER (JULY - SEPT) 2018												
4TH QUARTER (OCT - DEC) 2018												
DEBT CATEGORY	DEBT STOCK	HISTORICAL		ACTUAL			NEW LOAN/ DISBURSEMENT/ ARREARS/ DEBTS	ACTUAL		NEW LOAN/ DISBURSEMENT/ ARREARS/ DEBTS		
		DEBT SERVICE	DEBT STOCK	DEBT SERVICE	DEBT SERVICE	DEBT STOCK		DEBT SERVICE				
									PRINCIPAL		INTEREST	PRINCIPAL
BUDGET SUPPORT FACILITY	17,569,000,000.00	0	0	17,569,000,000.00	0	0	0	17,569,000,000.00	0	0	0	
SALARY BAIL-OUT	3,834,940,661.89	23,184,534.16	86,504,116.19	3,811,229,887.55	23,710,774.34	85,978,542.01		3,786,982,290.68	24,247,596.87	115,441,053.48	0	
RESTRUCTURED COMMERCIAL BANK LOAN (FGN BOND)	0	0	0	0	0	0	0	0	0	0	0	
EXCESS CRUDE ACCOUNT (ECA) LOAN	7,831,166,404.41	58,730,407.02	211,187,379.09	7,773,473,795.01	57,692,609.40	212,225,177.37	0	7,716,834,659.60	56,639,135.41	213,278,651.36	0	
STATE BONDS	0	0	0	0	0	0	0	0	0	0	0	
COMMERCIAL BANK LOANS	2,468,492,377.54	110,094,939.33	57,199,822.77	2,355,901,676.20	112,590,701.34	55,004,061.66	0	2,240,758,637.82	115,143,038.38	52,151,763.72	0	
AGRIC LOAN	A. CACS (Comm Agric credit schm)	4,943,178,920.82	311,597,931.16	119,339,780.78	4,624,517,323.63	318,661,597.19	112,276,113.70	0	4,363,652,058.06	260,865,265.57	105,529,315.15	0
	B. OTHERS	0.00	0.00		0.00	0.00	0.00	0	0	0	0	0
INFRASTRUCTURE LOAN	A. PAIF (Power & Av Int Fund)	0	0	0	0	0	0	0	0	0	0	0
	C. OTHERS	0	0	0	0	0	0	0	0	0	0	0
MSMEDF	Micro Small Medium Ent Dev Fund	0	0	0	0	0	0	0	0	0	0	0
JUDEGEMENT DEBTS	A. FGN JUDEGEMENT DEBTS	0	0	0	0	0	0	0	0	0	0	0
	B. OTHER JUDEGEMENT DEBTS	250,000.00	0	0	250,000.00	0	0	99,862,990.50	0	0	99,612,990.50	0
GOVT-GOVT DEBTS	A. State Govt to Federal Govt	0	0	0	0	0	0	0	0	0	0	0
	B. EBSG to LGA	0	0	0	0	0	0	0	0	0	0	0
	C. Staff Benefits (SEB)	0	0	0	0	0	0	0	0	0	0	0
CONTRACTORS' ARREARS		10,455,197,877.81	0	0	10,455,197,877.81	0	0	10,455,197,877.81	0	0	0	
PENSION AND GRATUITY ARREARS		6,925,603,558.78	0	0	3,453,762,720.71	3,471,840,838.07	0	7,407,236,345.51	0	0	3,953,473,624.80	
SALARY ARREARS AND OTHER STAFF CLAIMS		925,860,161.01	0	0	925,860,161.01	0	0	1,742,569,878.74	0	0	816,909,718.73	
OTHER DEBTS	A. Pledges	0	0	0	0	0	0	0	0	0	0	0
	B. others (serv & Furn)	215,057,570.56	0	0	215,057,570.56	0	0	215,057,570.56			0	0
TOTAL		55,168,747,532.82	503,607,811.67	474,231,098.83	51,184,251,012.48	3,984,496,520.34	465,483,894.74	0	55,597,152,310.28	456,895,036.23	486,400,783.71	4,869,996,334.03

Signed: 
 Honorable Commissioner for Finance
 Ebonyi State Ministry of Finance
 Name: Deacon Obioro Nwachukwu Ph.D Date: 28/2/19

Signed: 
 Head, Ebonyi State Debt Management Department
 Name: Peter I. Nwoko Date: 28/2/19

- Note: Documents to accompany the duly completed template are as follows:
- Copies of signed loan Agreements if there were new Loans or facilities acquired during the period.
 - Copies of Amortizations schedules for new loans.
 - Documentary evidence of disbursements during the period.
 - Documentary evidence of repayment that occurred during the period.
 - Documentary evidence of bond issuance.
 - Breakdown of Other Liabilities.
 - Additional information/explanation/justifying changes in the debt stock and service between the previous and current quarters.

GOVERNMENT OF EBONYI STATE OF NIGERIA 223

MINISTRY OF FINANCE AND ECONOMIC DEVELOPMENT

EBS/MFED/S.187/III/154

Our Ref:.....

Your Ref:.....



Office of the Hon. Commissioner
Ministry of Finance & Econ. Dev.
No. 1 Town Planning Road, Abakaliki
E-mail:

30th October, 2018.

The Director General

Debt Management Office (DMO)
NDIC Building (1st floor)
Plot 447/448, Constitution Ave
Central Business District
Garki, Abuja.

Dear Sir,

SUBMISSION OF 3RD QUARTER 2018 DOMESTIC DEBT DATA OF EBONYI STATE UNDER SFTAS FORMAT.

Please refer to the above subject

- 2) You will find herein attached in duplicate copies, our submission for the period stated above. This report is based on the new state Fiscal Transparency, Accountability and Sustainability programme for results (SFTAS P for R), we had earlier sent the excel copy on line to you for review. Please feel free to seek clarifications on any aspect of the submission
- 3) Kindly accept as usual the assurances of my highest consideration.

Deacon Obinna Nwachukwu Ph.D.
Hon. Commissioner.

DOMESTIC DEBT DATA COLLECTION FOR STATES' DEBT MANAGEMENT DEPARTMENTS (DMDs)											
EBONYI STATE DOMESTIC DEBT DATA AS AT 30TH SEPTEMBER, 2018											
(IN MILLIONS OF NAIRA)											
DEBT CATEGORY	2ND QUARTER (APRIL - JUNE) 2018			3RD QUARTER (JULY - SEPT) 2018				4TH QUARTER (OCT - DEC) 2018			
	DEBT STOCK	HISTORICAL		DEBT STOCK	ACTUAL		NEW LOAN/ DISBURSEMENT/ ARREARS/ DEBTS	DEBT STOCK	PROJECTION		NEW LOAN/ DISBURSEMENT/ ARREARS/ DEBTS
		PRINCIPAL	INTEREST		PRINCIPAL	INTEREST			PRINCIPAL	INTEREST	
BUDGET SUPPORT FACILITY	17,569,000,000.00	0	0	17,569,000,000.00	0	0	0				
SALARY BAIL-OUT	3,834,940,661.89	23,184,534.16	86,504,116.19	3,811,229,887.55	23,710,774.34	85,978,542.01					
RESTRUCTURED COMMERCIAL BANK LOAN (FGN BOND)	0	0	0	0	0	0					
EXCESS CRUDE ACCOUNT (ECA) LOAN	7,831,166,404.41	58,730,407.02	211,187,379.09	7,773,473,795.01	57,692,609.40	212,225,177.37	0				
STATE BONDS	0	0	0	0	0	0					
COMMERCIAL BANK LOANS	2,468,492,377.54	110,094,939.33	57,199,822.77	2,355,901,676.20	112,590,701.34	55,004,061.66	0				
AGRIC LOAN	A. CACS (Comm Agric credit schm)	4,943,178,920.82	311,597,931.16	119,339,780.78	4,624,517,323.63	318,661,597.19	112,276,113.70	0			
	B. OTHERS	0.00	0.00	-	0.00	0.00	0.00				
INFRASTRUCTURE LOAN	A. PAIF (Power & Av Int Fund)	0	0	0	0	0	0				
	C. OTHERS	0	0	0	0	0	0				
MSMEDF	Micro Small Medium Ent Dev Fund	0	0	0	0	0	0				
JUDEGEMENT DEBTS	A. FGN JUDEGEMENT DEBTS	0	0	0	0	0	0				
	B. OTHER JUDEGEMENT DEBTS	250,000.00	0	0	250,000.00	0	0				
GOVT-GOVT DEBTS	A. State Govt to Federal Govt	0	0	0	0	0	0				
	B. EBSG to LGA	0	0	0	0	0	0				
	C. OTHERS	0	0	0	0	0	0				
CONTRACTORS' ARREARS	10,455,197,877.81	0	0	10,455,197,877.81	0	0	0				
PENSION AND GRATUITY ARREARS	6,925,603,558.78	0	0	3,453,762,720.71	3,471,840,838.07	0	0				
SALARY ARREARS AND OTHER STAFF CLAIMS	925,860,161.01	0	0	925,860,161.01	0	0	0				
OTHER DEBTS	A. Pledges	0	0	0	0	0	0				
	B. others (serv & Furn)	215,057,570.56	0	0	215,057,570.56	0	0				
TOTAL	55,168,747,532.82	503,607,811.67	474,231,098.83	51,184,251,012.48	3,984,496,520.34	465,483,894.74					

Signed: Honourable Commissioner of Finance
Ebonyi State Ministry of Finance

Name: Date:

Signed: Head, Ebonyi State Debt Management Department

Name: Peter Nwoko Date: 30/10/18

- Note: Documents to accompany the duly completed template are as follows:
- i. Copies of signed loan Agreements if there were new Loans or facilities acquired during the period.
 - ii. Copies of Amortizations schedules for new loans:
 - iii. Documentary evidence of disbursements during the period:
 - iv. Documentary evidence of repayment that occurred during the period:
 - v. Documentary evidence of bond issuance:
 - vi. Breakdown of Other Liabilities:
 - vii. Additional information/explanation justifying changes in the debt stock and service between the previous and current quarters:

EBS/MFED/S.187/127



30th April, 2018.


The Director General

Debt Management Office (DMO)
NDIC Building (1st floor)
Plot 447/448, Constitution Ave
Central Business District
Garki, Abuja.

SUBMISSIONS OF 4TH QUARTER 2017 AND 1ST QUARTER 2018
REPORT OF EBONYI STATE DOMESTIC DEBT DATA.

Please refer to the above subject.

- 2) You will find herein attached in duplicate copies, our submission for the period stated above. We shall be pleased to give clarifications to any aspect of the report if necessary.
- 3) Please accept as usual the assurances of my highest consideration.


Deacon Obinna Nwachukwu Ph.D
Hon. Commissioner.

219

DOMESTIC DEBT DATA COLLECTION FOR STATES' DEBT MANAGEMENT DEPARTMENTS (DMDs)								
EBONYI STATE DOMESTIC DATA AS AT 31ST March 2018								
(IN MILLIONS OF NAIRA)								
DEBT CATEGORY	4th QUARTER (OCT-DEC 2017)				1st Quarter 2018(Jan -March 2018)			
	DEBT STOCK	DEBT SERVICE PRINCIPAL	HISTORICAL		NewLoan/Dis/Debt Arreas	DEBT STOCK	DEBT SERVICE PRINCIPAL	ACTUAL
INTEREST				INTEREST				NewLoan/Dis/Debt Arreas
STATE BOND	0	0	0	0	0	0	0	0
RESTRUCTURED COMM BANK LOANS TO FGN BONDS	0	0	0	0	0	0	0	0
CONTRACTORS ARREARS	10,455,197,877.81	0	0	0	10,455,197,877.81	0	0	0
COMMERICAL BANK LOAN	2,686,241,816.87	313,758,183.13	43,827,802.55	3,000,000,000.00	2,578,587,316.87	107,654,500.00	59,640,261.16	0
PERSION & GRATUITY ARREARS (STATE & LGAs)	2,854,802,518.42	959,648,028.94	0	0	3,337,318,326.06	0	0	482,515,807.64
SALARY ARREARS & OTHER STAFF CLAIMS	925,860,161.01	0	0	0	925,860,161.01	0	0	0
GOVT. TO GOVT. (Balout)	0	0	0	0	0	0	0	0
BAILOUT (SALARY) ARREARS	3,880,795,806.24	22,168,078.22	87,520,572.13	0	3,858,125,196.05	22,670,610.19	87,018,040.16	0
BAILOUT (COMM AGRIC)	5,559,467,694.09	115,857,274.04	11,341,656.60	0	5,254,776,851.98	304,690,842.11	126,246,869.81	0
BAILOUT (EXCESS CRUDE)	7,942,690,396.14	54,744,128.19	215,173,658.58	0	7,889,896,811.43	52,793,557.71	217,124,229.06	0
BAILOUT (INFRASTRUCTURE)	0	0	0	0	0	0	0	0
BAILOUT (BUDGET SUPPORT)	0	0	0	0	0	0	0	0
JUDGEMENT DEBTS	93,030,000.00	0	0	0	250,000.00	92,780,000.00	0	0
Other Liab (Serv. & Furn.)	215,057,570.56		0	0	215,057,570.56	0	0	0
TOTAL	34,613,143,841.14	1,466,175,692.52	357,863,689.86	3,000,000,000.00	34,515,070,111.77	580,589,510.01	490,029,400.19	482,515,807.64

Signed: Honourable Commissioner for Finance Ebonyi State Ministry of Finance

Name: DR. ORISWA NWACHUKWY Date: 30/04/2018

Signed: Head, Ebonyi State Debt Management Department

Name: PETER I. NWOKFOR Date: 30th APRIL 2018

Note: Documents to accompany the duly completed template are as follows:

- i. Copies of signed loan Agreements if there were new Loans or facilities acquired during the period.
- ii. Copies of Amortizations schedules for new loans:
- iii. Documentary evidence of disbursements during the period:
- iv. Documentary evidence of repayment that occurred during the period:
- v. Documentary evidence of bond issuance:
- vi. Breaksown of Other Liabilites:
- vii. Additional information /explanation justifying changes in the debt stock and service between the previous and current quarters: