

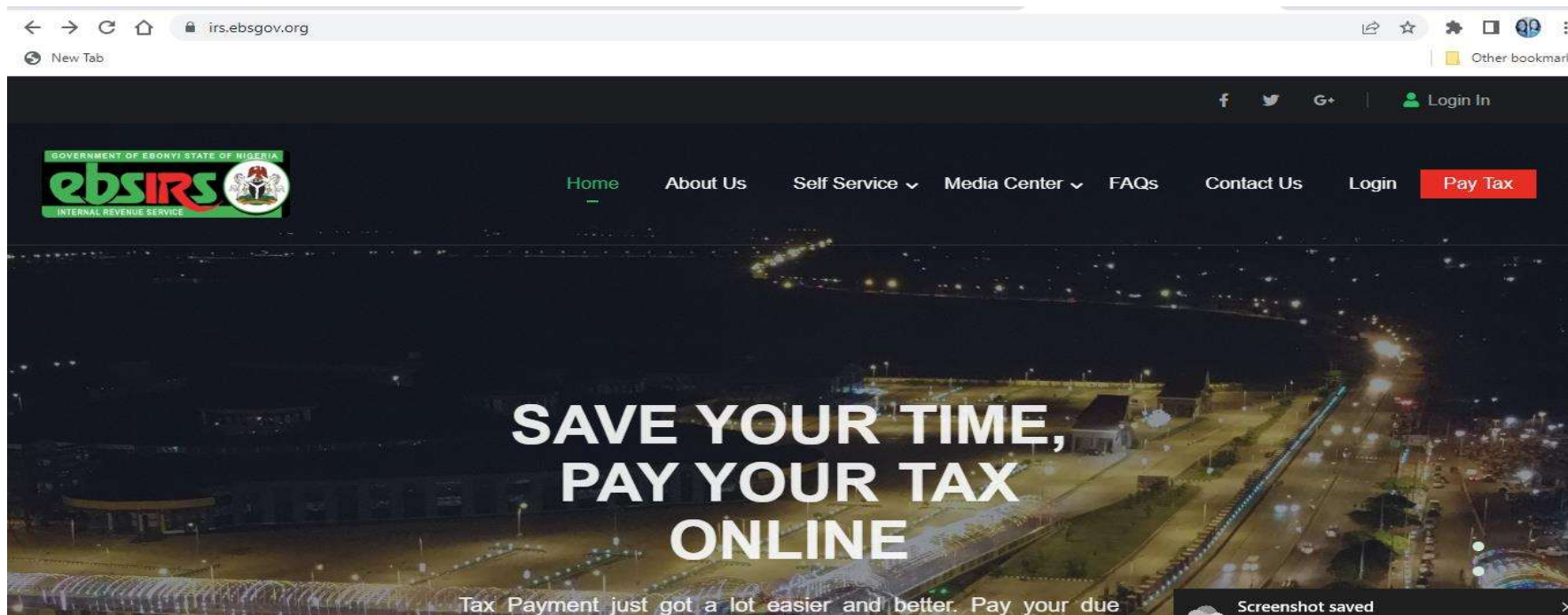


EBONYI STATE GOVERNMENT OF NIGERIA

EBONYI STATE INTERNAL REVENUE SERVICE (EBSIRS)

Procedure for obtaining Business Premises permit;(Step by Step illustration of the process for the applicant to obtain business premises permit from starting application to obtaining the certificate.

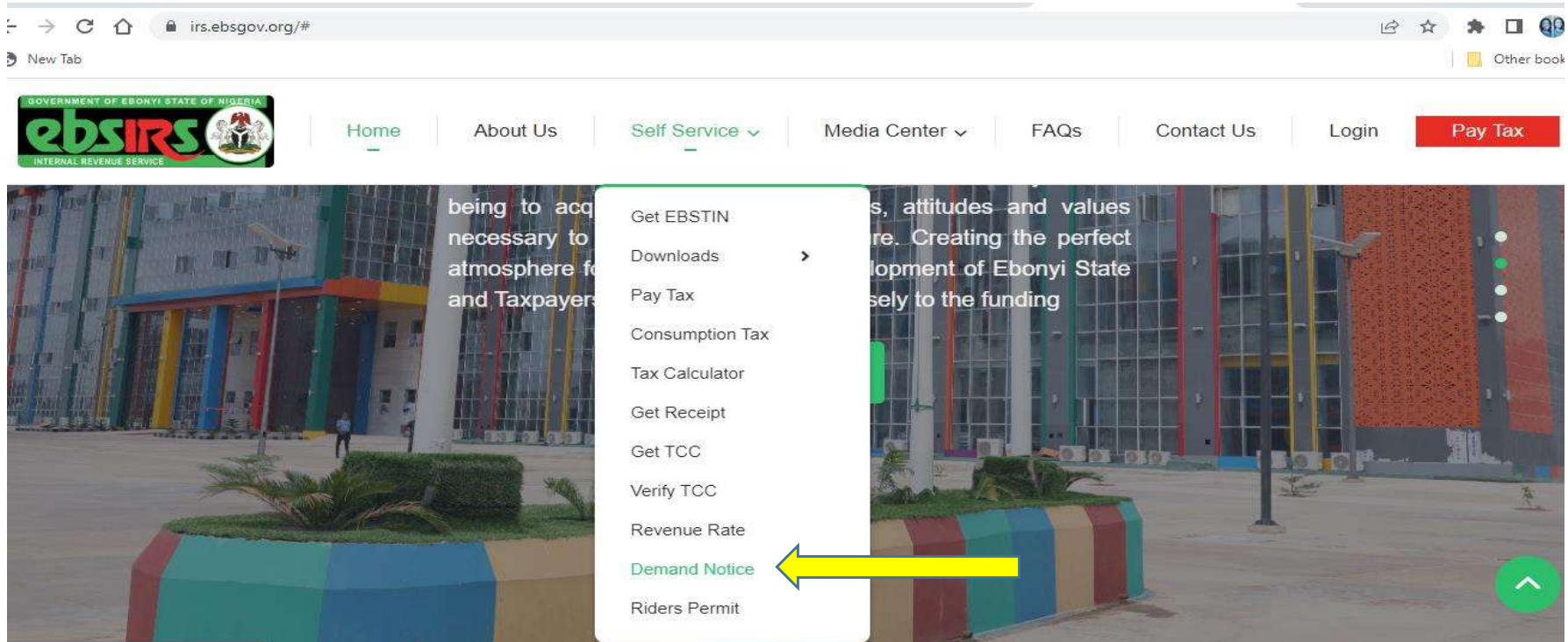
Home page of Ebonyi State Internal Revenue Website (<https://www.irs.ebsgov.org>)



Citizens of Ebonyi State obtain Business premises permit by visiting the official website of Ebonyi State Internal Revenue Service (EBSIRS): www.irs.ebsgov.org , wherein the citizens obtain self-service:

Steps:

1. Visit www.irs.ebsgov.org
2. Place your cursor on “self-service” and follow the drop down menu to obtain “Demand Notice”
3. Click on Demand Notice



4. Fill in the form and submit.

The Documentation required for obtaining integrated revenue /Demand Notice is as shown in the diagram below:



INTEGRATED DEMAND NOTICE

Kindly Supply your TIN to apply for Demand Notice

Personal/Business Detail:

TAX ID *

Fullname

Taxpayer type

Taxpayer Type*

Phone

Phone

Email



Fullname

Fullname

Taxpayer type

Taxpayer Type*

Phone

Phone

Email

Email

Shop Address

Shop Address

Select all you want to pay for

- Business Premises
- Waste Management
- Fire Service
- Tourism Reg/Ren
- Water Bill
- Others

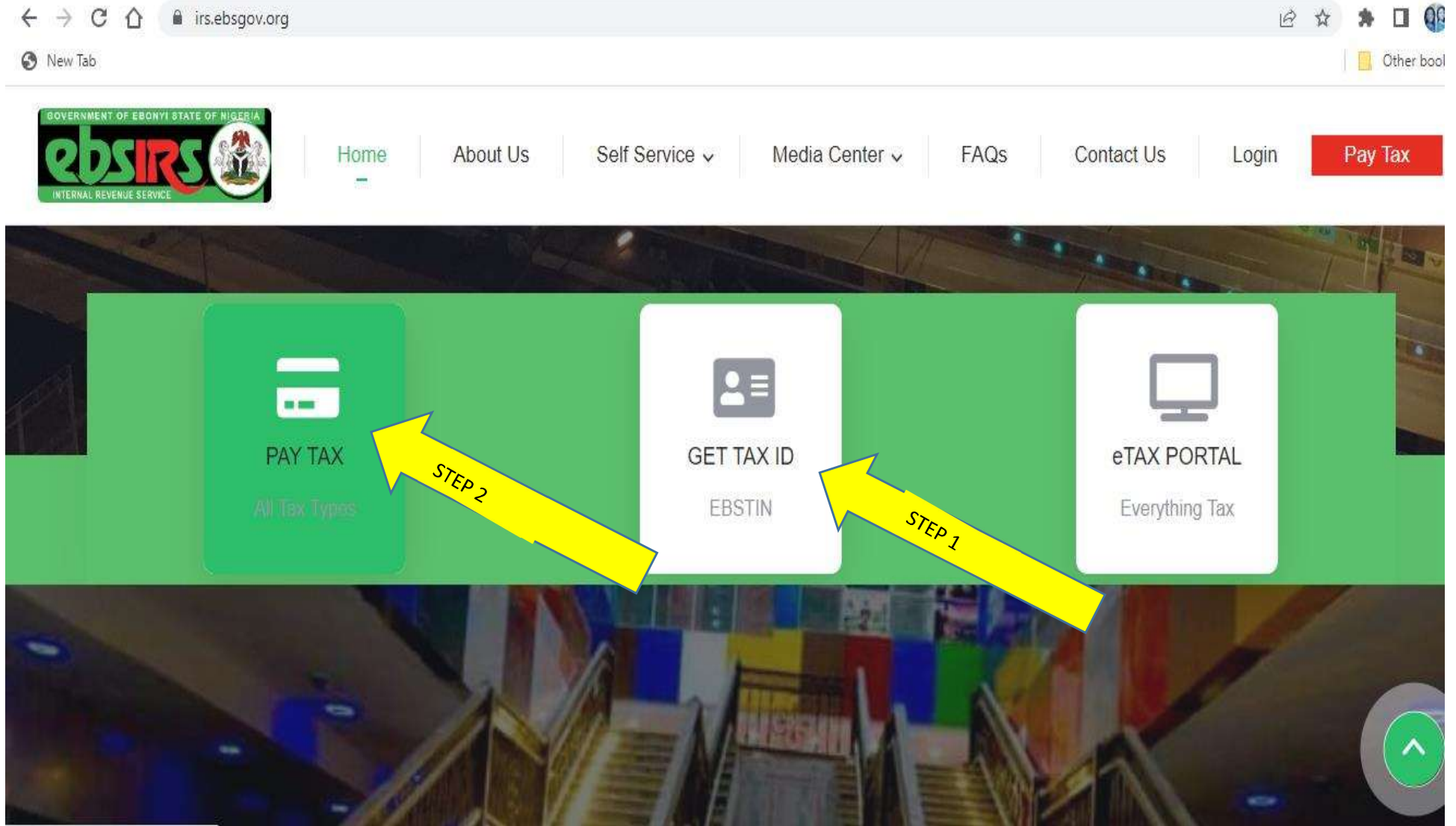


- After submission by the applicant, the Head of Integrated Revenue of EBSIRS approves the submission from the backend **within 24 hours** and provide the amount to be paid by the Applicant according to the revenue rate as gazetted in Ebonyi State Revenue Law of 2020.

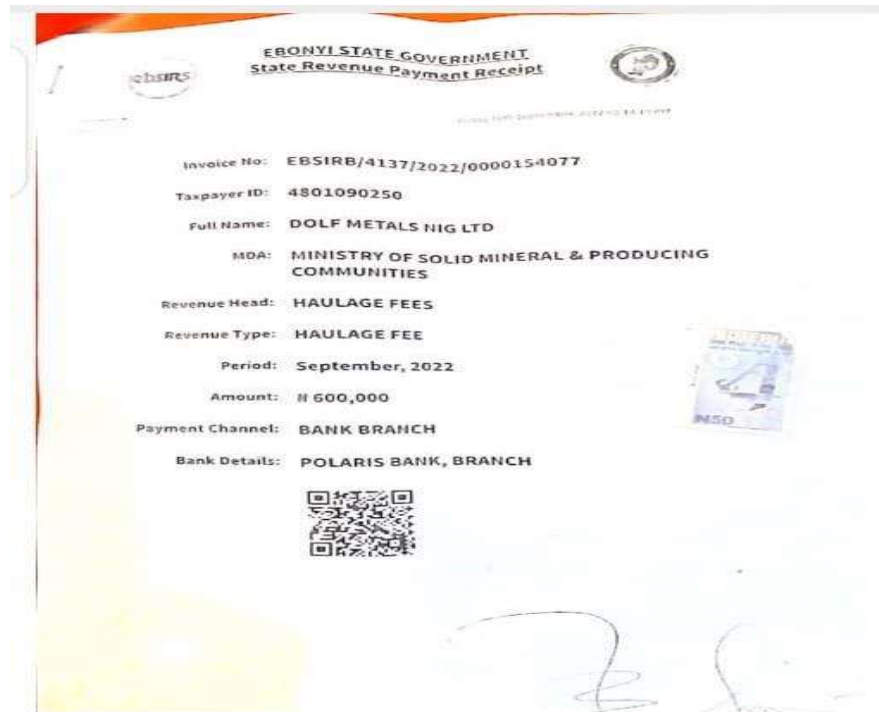
The revenue rate are transparently posted on the official website of EBSIRS. The link is (<https://www.irs.ebsgov.org/revenue-rate>)



6. The Applicant for the Business premises permit makes an online payment after verification by the HOD Integrated revenue (<https://www.irs.ebsgov.org/pay-tax>)



7. The Applicant gets an automated receipt that serves as annual certificate of registration of the business premises.




NB: The demand notice is for integrated revenue wherein citizens pay for fire services, Business Premises, Waste management and tourism (for hospitality industries). The link is (<https://www.irs.ebsgov.org/demand-notice>)

Service Delivery Timeline:

The service timeline other than 24 hours needed for verification and approval by the HOD however is immediate but dependent on the applicant and his/her readiness to pay.

Legal Basis

Ebonyi State Internal Revenue Service, for the collection and administration of revenue due to Ebonyi State and Local Government Council Law No. 010 2020 page 229 to 262 (https://www.irs.ebsgov.org/view_pdf) Ebonyi State Consolidated Revenue Codes.



PERMIT RENEWAL PROCESS

Recall that integrated revenue is an annual payment. Same process as above is been performed annually and that is the renewal process in Ebonyi State. The receipt that is generated upon payment by the applicant is the annual certificate given to the applicant in Ebonyi State.

The Contact Information for EBSIRS is:

Head Quarters: Staff Development Centre, Kpirikpiri, Abakaliki, Ebonyi State, PMB 027

Email: info@ebsgov.org/

Phone Number: 08068782095

Signed:



Mr. Agwu Nweze
Chairman

Ebonyi State Internal Revenue Service